

**STATEMENT OF APPROPRIATIONS, ALLOTMENTS, OBLIGATIONS, DISBURSEMENTS AND BAL  
As of the Year Ending 31 December 2015**

Department : \_\_\_\_\_  
 Agency : UNIVERSITY OF THE PHILIPPINES SYSTEM  
 Operating Unit : MANILA  
 Organization Code (UACS) : 08 008 00 00000  
 Funding Source Code (as clustered) : \_\_\_\_\_ 01 101101  
 (e.g. Old Fund Code: 101,102, 151)

Particulars	UACS CODE	Appropriations			Allotments					Current Year Obligations				
		Authorized Appropriation	Adjustments (Transfer (To)/From, Realignment)	Adjusted Appropriations	Allotments Received	Adjustments (Withdrawal, Realignment)	Transfer To	Transfer From	Adjusted Total Allotments	1st Quarter Ending March 31	2nd Quarter Ending June 30	3rd Quarter Ending Sept. 30	4th Quarter Ending Dec. 31	Total
1	2	3	4	5=(3+4)	6	7	8	9	10=[{6+(-)7}-8+9]	11	12	13	14	15=(11+12+13+14)
<b>I. Agency Specific Budget</b>	1 01 101													
<i>General Administration and Support</i>														
General Administration and Supervision	1 00 000000													
PAP	1 00 010000													
PS	50100000 00	62,621,708		62,621,708	67,687,754				67,687,754	15,126,215	21,848,848	16,037,102	22,075,143	75,087,308
MOOE	50200000 00	12,238,000		12,238,000	12,238,000				12,238,000	4,059,750	3,739,328	3,920,291	2,159,007	13,878,377
Fin Exp. (if applicable)											0			0
CO	50600000 00										0			0
<i>Support to Operations</i>	2 00 000000								0					0
PAP	2 00 010000								0					0
PS									0					0
MOOE									0					0
Fin Exp. (if applicable)									0					0
CO									0					0
<i>Operations</i>	3 00 000000													
MFO 1 - Higher Education Services	3 01 000000													
PAP	3 01 010000													
PS	50100000 00	361,782,210		361,782,210	396,864,043				396,864,043	89,792,165	117,725,827	85,674,210	106,730,123	399,922,325
MOOE	50200000 00	37,228,800		37,228,800	37,228,800				37,228,800	8,594,834	8,425,603	13,313,256	11,974,389	42,308,082
Fin Exp. (if applicable)									0		0			0
CO	50600000 00				34,897,700				34,897,700		0			0
MFO 2 - Advanced Education Services	3 02 000000													
PAP	3 02 010000													
PS	50100000 00	155,049,518		155,049,518	170,084,298				170,084,298	38,482,356	50,453,926	36,717,519	45,741,481	171,395,282
MOOE	50200000 00	15,955,200		15,955,200	16,155,200				16,155,200	3,683,500	3,610,973	5,705,681	5,131,881	18,132,035
Fin Exp. (if applicable)									0		0			0
CO	50600000 00								0		0			0
MFO 3 - Research Services	3 03 000000													
PAP	3 03 010000													
PS	50100000 00	43,571,564		43,571,564	46,439,506				46,439,506	7,942,353	11,661,302	8,390,030	9,954,599	37,948,283
MOOE	50200000 00	20,669,000		20,669,000	20,669,000				20,669,000	5,167,313	558,735	3,429,770	4,183,939	13,339,758
Fin Exp. (if applicable)									0		0			0
CO	50600000 00								0		0			0

Particulars	UACS CODE	Appropriations			Allotments					Current Year Obligations				
		Authorized Appropriation	Adjustments (Transfer (To)/From, Realignment)	Adjusted Appropriations	Allotments Received	Adjustments (Withdrawal, Realignment)	Transfer To	Transfer From	Adjusted Total Allotments	1st Quarter Ending March 31	2nd Quarter Ending June 30	3rd Quarter Ending Sept. 30	4th Quarter Ending Dec. 31	Total
1	2	3	4	5=(3+4)	6	7	8	9	10=[{6+(-)7}-8+9]	11	12	13	14	15=(11+12+13+14)
MFO 4 - Technical Advisory Extension Services PAP PS MOOE Fin Exp. (if applicable) CO	3 04 000000 3 04 010000 50100000 00 50200000 00 50600000 00	8,835,000		0 8,835,000	8,835,000				0 8,835,000 0 0	550,576 2,226,102	760,940 459,224	537,714 345,181	865,803 6,437,241	2,715,033 9,467,748 0 0
Locally-Funded Project(s) PAP PS MOOE Fin Exp. (if applicable) CO	50100000 00 50200000 00 50600000 00	2,000,000			2,000,000				0 2,000,000 0			5,706,683	147,243,358	0 0 0 152,950,040
Sub-Total, Agency Specific Budget PS MOOE Fin Exp. (if applicable) CO	50100000 00 50200000 00 50600000 00	623,025,000	0	623,025,000	681,075,601	0	0	0	681,075,601	151,893,665	202,450,842	147,356,574	185,367,149	687,068,230
II. Automatic Appropriations RLIP Special Account in the General Fund (Please specify) Motor Vehicle Users Charge Fund MOOE CO	1 04 102	60,639,000			61,568,301				61,568,301	13,325,518	13,803,076	14,670,874	13,776,203	55,575,671
Sub-Total, Automatic Appropriations PS MOOE Fin Exp. (if applicable) CO		60,639,000	0		61,568,301	0	0	0	61,568,301	13,325,518	13,803,076	14,670,874	13,776,203	55,575,671
GRAND TOTAL PS MOOE Fin Exp. (if applicable) CO	50100000 00 50200000 00 50600000 00	683,664,000	0		742,643,902	0	0	0	742,643,902	165,219,183	216,253,918	162,027,448	199,143,353	742,643,902
		96,926,000	0		97,126,000	0	0	0	97,126,000	23,731,500	16,793,864	26,714,179	29,886,457	97,126,000
		0	0	0	0	0	0	0	0	0	0	0	0	0
		220,000,000	0		254,897,700	0	0	0	254,897,700	0	0	5,706,683	147,243,358	152,950,040

*Tessie B. Merca*  
TESSIE B. MERCA  
Chief, Budget Office  
Date: *1/24/20*

*Erwin A. Dando*  
ERWIN A. DANDO, CPA  
Chief Accountant  
Date: *1/24/20*

Recommending Approval:  
*Arlene A. Samaniego*  
ARLENE A. SAMANIEGO, MD  
Vice Chancellor for Administration  
Date: *1/24/20*




**.ANCES**

Department : \_\_\_\_\_  
 Agency : UNIVERSITY OF THE PHILIPPINES SYSTEM  
 Operating Unit : MANILA  
 Organization Code (UACS) : 08 008 00 00000  
 Funding Source Code (as clustered) : \_\_\_\_\_ 01 101101  
 (e.g. Old Fund Code: 101,102, 151)

X	Current Year Appropriations
	Supplemental Appropriations
	Continuing Appropriations

Particulars	UACS CODE	Current Year Disbursements					Balances				
		1st Quarter	2nd Quarter	3rd Quarter	4th Quarter	Total	Unreleased Appropriations	Unobligated Allotment	Unpaid Obligations (15-20) = (23+24)		
		Ending March 31	Ending June 30	Ending Sept. 30	Ending Dec. 31				Due and Demandable	Not Yet Due and Demandable	
1	2	16	17	18	19	20=(16+17+18+19)	21=(5-10)	22=(10-15)	23	24	
<b>I. Agency Specific Budget</b>	1 01 101										
<i>General Administration and Support</i>											
General Administration and Supervision	1 00 000000										
PAP	1 00 010000										
PS	50100000 00	19,864,875	17,114,880	12,972,496	24,307,302	74,259,553	(5,066,046)	(7,399,554)	827,755		
MOOE	50200000 00	681,722	3,974,556	5,095,820	2,226,341	11,978,439	0	(1,640,377)	1,899,938		
Fin Exp.(if applicable)						0	0	0	0		
CO	50600000 00					0	0	0	0		
<i>Support to Operations</i>	2 00 000000										
PAP	2 00 010000										
PS						0					
MOOE						0					
Fin Exp.(if applicable)						0					
CO						0					
<i>Operations</i>	3 00 000000										
MFO 1 - Higher Education Services	3 01 000000										
PAP	3 01 010000										
PS	50100000 00	65,840,764	110,944,977	75,309,466	119,511,022	371,606,229	(35,081,833)	(3,058,282)	28,316,096		
MOOE	50200000 00	848,451	1,961,567	15,050,947	11,742,410	29,603,375	0	(5,079,282)	12,704,707		
Fin Exp.(if applicable)						0	0	0	0		
CO	50600000 00					0	(34,897,700)	34,897,700	0		
MFO 2 - Advanced Education Services	3 02 000000										
PAP	3 02 010000										
PS	50100000 00	26,477,701	42,871,291	30,339,934	48,625,474	148,314,400	(15,034,780)	(1,310,984)	23,080,882		
MOOE	50200000 00	1,979,720	4,905,371	6,591,155	4,918,691	18,394,938	(200,000)	(1,976,835)	(262,902)		
Fin Exp.(if applicable)						0	0	0	0		
CO	50600000 00					0	0	0	0		
MFO 3 - Research Services	3 03 000000										
PAP	3 03 010000										
PS	50100000 00	5,997,891	10,633,619	6,499,489	10,130,307	33,261,306	(2,867,942)	8,491,223	4,686,978		
MOOE	50200000 00	481,819	795,797	1,805,021	4,050,687	7,133,324	0	7,329,242	6,206,433		
Fin Exp.(if applicable)						0	0	0	0		
CO	50600000 00					0	0	0	0		

Particulars	UACS CODE	Current Year Disbursements					Balances				
		1st Quarter	2nd Quarter	3rd Quarter	4th Quarter	Total	Unreleased Appropriations	Unobligated Allotment	Unpaid Obligations (15-20) = (23+24)		
		Ending March 31	Ending June 30	Ending Sept. 30	Ending Dec. 31				Due and Demandable	Not Yet Due and Demandable	
1	2	16	17	18	19	20=(16+17+18+19)	21=(5-10)	22=(10-15)	23	24	
MFO 4 - Technical Advisory Extension Services PAP	3 04 000000 3 04 010000										
PS	50100000 00	1,316,540	1,493,350	9,844,443	4,052,123	16,706,456	0	(2,715,033)	(13,991,423)		
MOOE	50200000 00	925,501	467,330	642,753	6,365,365	8,400,949	0	(632,748)	1,066,799		
Fin Exp. (if applicable)						0	0	0	0		
CO	50600000 00					0	0	0	0		
Locally-Funded Project(s) PAP											
PS	50100000 00					0					
MOOE	50200000 00					0					
Fin Exp. (if applicable)						0					
CO	50600000 00				741,872	741,872					
<b>Sub-Total, Agency Specific Budget</b>											
PS	50100000 00	119,497,772	183,058,116	134,965,827	206,626,227	644,147,943	(58,050,601)	(5,992,629)	42,920,287	0	
MOOE	50200000 00	4,917,213	12,104,620	29,185,696	29,303,495	75,511,025	(200,000)	(2,000,000)	21,614,975	0	
Fin Exp. (if applicable)		0	0	0	0	0	0	0	0	0	
CO	50600000 00	0	0	0	741,872	741,872	(34,897,700)	34,897,700	0	0	
<b>II. Automatic Appropriations</b>											
RLIP	1 04 102	7,131,988	12,100,630	11,982,900	12,081,755	43,297,273					
Special Account in the General Fund (Please specify)											
Motor Vehicle Users Charge Fund											
MOOE											
CO											
<b>Sub-Total, Automatic Appropriations</b>											
PS		7,131,988	12,100,630	11,982,900	12,081,755	43,297,273	0	0	0	0	
MOOE											
Fin Exp. (if applicable)											
CO											
<b>GRAND TOTAL</b>											
PS	50100000 00	126,629,761	195,158,746	146,948,727	218,707,982	687,445,217	(58,050,601)	(5,992,629)	42,920,287	0	
MOOE	50200000 00	4,917,213	12,104,620	29,185,696	29,303,495	75,511,025	(200,000)	(2,000,000)	21,614,975	0	
Fin Exp. (if applicable)		0	0	0	0	0	0	0	0	0	
CO	50600000 00	0	0	0	741,872	741,872	(34,897,700)	34,897,700	0	0	

TESSIE B. MERCA  
 Chief, Budget Office  
 Date:

ERWIN A. DANDO, CPA  
 Chief Accountant  
 Date:

CARMENCITA D. PADILLA, MD  
 Chancellor  
 Date: